Office of the Controller General of Patents, Designs & Trade Marks
Department of Industrial Policy & Promotion,
Ministry of Commerce & Industry,
Government of India

INTELLECTUAL PROPERTY INDIA
PATENTS | DESIGNS | TRADE MARKS
GEOGRAPHICAL INDICATIONS

Application Details	
APPLICATION NUMBER	202041021242
APPLICATION TYPE	ORDINARY APPLICATION
DATE OF FILING	20/05/2020
APPLICANT NAME	1 . Dr. SHAHINA PARVEEN M 2 . SYED THOUHEED AHMED 3 . Dr. S. SREEDHAR KUMAR 4 . M. RAMKUMAR 5 . Mr. ABHISEK SETHY 6 . Mr. S. S. ARAVINTH 7 . Dr. M. RAMESHKUMAR
TITLE OF INVENTION	BREAST CANCER PREDICTION SYSTEM AND METHOD FOR EARLY DETECTION
FIELD OF INVENTION	COMPUTER SCIENCE
E-MAIL (As Per Record)	vsasawat@gmail.com
ADDITIONAL-EMAIL (As Per Record)	vsasawat@yahoo.co.in
E-MAIL (UPDATED Online)	
PRIORITY DATE	
REQUEST FOR EXAMINATION DATE	--
PUBLICATION DATE (U/S 11A)	05/06/2020

Office of the Controller General of Patents, Designs & Trade Marks
Department of Industrial Policy & Promotion,
Ministry of Commerce & Industry,
Government of India

(http://ipindia.nic.in/index.htm)

INTELLECTUAL PROPERTY INDIA
PATENTS | DESIGNS | TRADE MARKS
GEOGRAPHICAL INDICATIONS

(http://ipindia.nic.in/index.htm)

Document Name	Created Date/Uploaded Date
202141031402-COMPLETE SPECIFICATION [13-07-2021(online)].pdf	13/07/2021
202141031402-DECLARATION OF INVENTORSHIP (FORM 5) [13-07-2021(online)].pdf	13/07/2021
202141031402-DRAWINGS [13-07-2021(online)].pdf	13/07/2021
202141031402-FORM 1 [13-07-2021(online)].pdf	13/07/2021
202141031402-FORM-9 [13-07-2021(online)].pdf	13/07/2021
202141031402-REQUEST FOR EARLY PUBLICATION(FORM-9) [13-07-2021(online)].pdf	13/07/2021
202141031402-STATEMENT OF UNDERTAKING (FORM 3) [13-07-2021(online)].pdf	13/07/2021

FORM 2

THE PATENTS ACT, 1970

(39 of 1970)

&

The Patent Rules, 2003

COMPLETE SPECIFICATION

(See section 10 and rule 13)

TITLE OF THE INVENTION

"A SYSTEM FOR SHARING IMAGES AND MULTIMEDIA MESSAGE IN A CLOUD NETWORK"

We, applicant(s)

NAME	NATIONALITY	ADDRESS
1. Dr.K.Dhana Sree Devi	INDIAN	Associate Professor, Department of Computer Science And Engineering, CVR College of Engineering, Hyderabad, Telangana, India. Pin Code: 501510
2. Mr.Chunduru Anilkumar	INDIAN	Assistant Professor, Department of Information Technology, GMR Institute of Technology, Rajam, Srikakulam, Andhra Pradesh, India. Pin Code:532127
3. Dr.D.Shanthi	INDIAN	Associate Professor, Maturi Venkata Subbarao Engineering College, Nadergul, Hyderabad, Telangana, India. Pin Code:501510
4. Dr.Nemi Chand Singh	INDIAN	Associate Professor, Department of Computer Science and

		Engineering, Government Engineering College, Jhalawar, Rajasthan, India. Pin Code:326001
5. Dr.Sushma Jaiswal	INDIAN	Assistant Professor, Department of Computer Science & Information Technology (CSIT), Guru Ghasidas Vishwavidyalaya (A Central University), Koni, Bilaspur, Chhattisgarh, India. Pin Code: 495009
6. Mr.Tarun Jaiswal	INDIAN	Research Scholar, Department of Computer Application, National Institute of Technology (NITRR), Raipur, Chhattisgarh, India. Pin Code:492010
7. Mr.Pradeep Raj Savarapu	INDIAN	Assistant Professor, Department of Computer Science Engineering, Koneru Lakshmaiah Education Foundation, Vaddeswaram, Andhra Pradesh, India. Pin Code: 522502
8. Dr.E.Sreedevi	INDIAN	Associate Professor, Department of Computer Science Engineering, Koneru Lakshmaiah Education Foundation, Vaddeswaram, Guntur, Andhra Pradesh, India. Pin Code: 522502
9. Ms.Jaladi Snehalatha	INDIAN	Assistant Professor, Department of ECE, Mahatma Gandhi Institute of Technology, Hyderabad, Telangana, India. Pin Code:500075
10. Mr.Ganesh Davanam	INDIAN	Assistant Professor, Department of CSE, Sree Vidyanikethan Engineering college (Autonomous), Sree Sainath Nagar, A.Rangampet, Near Tirupati, Andhra Pradesh, India. Pin Code:517102

The following specification particularly describes the nature of the invention and the manner in which it is performed:

FIELD OF THE INVENTION

[001] The present invention relates to the field of a digital messages and images sharing system, which can communicate from one user terminal to another user terminal in a cloud network. The invention more particularly relates to a system for sharing images and multimedia message in a cloud network.

BACKGROUND OF THE INVENTION

[002] The use of the Internet as a means to share images and multimedia messages has been growing rapidly. This activity will continue to grow as more users (and businesses) use digital cameras and scanners. There are projected to be about 82 million households only in the United States with Internet access. Approximately, 42 million of these households will have either a digital camera and/or a scanner. Of those 42 million households it is estimated that 28 million will use the Internet to share images. These estimated number of users sharing images over the Internet grows to an estimated 69 million by 2007.

[003] Recently, there are two predominant means by which digital images and multimedia messages are shared over the Internet, email and web photo-hosting sites. Around 30% of users sharing images over the Internet make use of online photo-hosting sites such as Ophoto and Photopoint. Approximately 60% use email to send digital images to others.

[004] Online photo and multimedia messages sharing sites provide a number of benefits to their users. Online photo sharing sites typically do a good job in presenting images and multimedia messages to users. The performance of the presentation is usually good for both dialup access and broadband users,

since the images and multimedia messages used in the presentation can be scaled to fit the space and bandwidth available. Further, these services are able to integrate into the image presentation access to additional services such as ordering prints, calendars, etc. These services offer some measure of privacy by allowing image owners some control over who may see their photographs.

[005] Further, the present photo sharing sites have a number of problems that they have yet to overcome that avoids wider use of their services and has made profitability difficult. The method of sharing images and multimedia messages from a home PC to a website is time consuming due to current bandwidth limitations. The user interface for this sharing process typically forces users to browse through their directories on the home PC and identify pictures by filename without any secured communication.

[006] Accordingly, there is therefore a need for a system for sharing images and multimedia message in a cloud network. Therefore, it would be useful and desirable to have a system, method, apparatus and interface to meet the above-mentioned needs.

SUMMARY OF THE PRESENT INVENTION

[007] In the view of the foregoing disadvantages inherent in the known types of an interfaces for multimedia messages and digital images sharing methods and systems are now present in the prior art, the present invention provides a system for sharing images and multimedia message in a cloud network. The system is designed with, but not limited to, three classified structures, in which the first structure is provided with one or more processing units in a computer

network for first terminal users and the second module is provided with one or more processing units in the computer network for second terminal users, and the third structure is provided with the authentication server and/or cloud server with the primary processing unit to define the grant access between the two or more users, which has all the advantages of the prior art and none of the disadvantages.

[008] One of the important aspect of the present invention, in which the system includes a first terminal remote from a first user provided with a selection from among a plurality of possible access rights to generate a granted access right set which contains a set of access rights to a remotely stored images or multimedia messages.

[009] Another object of the present invention to provide a processing unit for permitting input of another user with his/her electronic address associated with the granted access right set. A communication unit for transmitting the granted access right set and associated another user electronic address; and a hub station remote from the first terminal, comprising: a storage for the image set.

[010] Another object of the present invention to provide a sending unit is provided for the transmission from the first remote terminal. Further, the processing unit is having a real-time storage for the granted access right set and associated access identification for sharing images and multimedia messages.

[011] The proposed system and method is implemented on, but not limited to, the Field Programmable Gate Arrays (FPGAs) and the like, PC, Microcontroller and with other known processors to have computer algorithms and instruction up gradation for supporting many applications domain where

the aforesaid problems to solution is required. Further, a real-time processing system is connected with a cloud network to evaluate the time based computation for communication and providing the services to the user.

[012] In this respect, before explaining at least one object of the invention in detail, it is to be understood that the invention is not limited in its application to the details of set of rules and to the arrangements of the various models set forth in the following description or illustrated in the drawings. The invention is capable of other objects and of being practiced and carried out in various ways, according to the need of that industry. Also, it is to be understood that the phraseology and terminology employed herein are for the purpose of description and should not be regarded as limiting.

[013] These together with other objects of the invention, along with the various features of novelty which characterize the invention, are pointed out with particularity in the disclosure. For a better understanding of the invention, its operating advantages and the specific objects attained by its uses, reference should be made to the accompanying drawings and descriptive matter in which there are illustrated preferred embodiments of the invention.

BRIEF DESCRIPTION OF THE DRAWINGS

[014] The invention will be better understood and objects other than those set forth above will become apparent when consideration is given to the following detailed description thereof. Such description makes reference to the annexed drawings wherein:

[015] FIG. 1 illustrates a block diagram for a system for sharing images and multimedia message in a cloud network, in accordance with an embodiment of the present invention.

DETAILED DESCRIPTION OF THE INVENTION

[016] While the present invention is described herein by way of example using embodiments and illustrative drawings, those skilled in the art will recognize that the invention is not limited to the embodiments of drawing or drawings described and are not intended to represent the scale of the various components. Further, some components that may form a part of the invention may not be illustrated in certain figures, for ease of illustration, and such omissions do not limit the embodiments outlined in any way. It should be understood that the drawings and detailed description thereto are not intended to limit the invention to the particular form disclosed, but on the contrary, the invention is to cover all modifications, equivalents, and alternatives falling within the scope of the present invention as defined by the appended claims. As used throughout this description, the word "may" is used in a permissive sense (i.e. meaning having the potential to), rather than the mandatory sense, (i.e. meaning must). Further, the words "a" or "an" mean "at least one" and the word "plurality" means "one or more" unless otherwise mentioned. Furthermore, the terminology and phraseology used herein is solely used for descriptive purposes and should not be construed as limiting in scope. Language such as "including," "comprising," "having," "containing," or "involving," and variations thereof, is intended to be broad and encompass the subject matter listed thereafter, equivalents, and additional subject matter not

recited, and is not intended to exclude other additives, components, integers or steps. Likewise, the term "comprising" is considered synonymous with the terms "including" or "containing" for applicable legal purposes. Any discussion of documents, acts, materials, devices, articles and the like is included in the specification solely for the purpose of providing a context for the present invention. It is not suggested or represented that any or all of these matters form part of the prior art base or were common general knowledge in the field relevant to the present invention.

[017] In this disclosure, whenever a composition or an element or a group of elements is preceded with the transitional phrase “comprising”, it is understood that we also contemplate the same composition, element or group of elements with transitional phrases “consisting of”, “consisting”, “selected from the group of consisting of, “including”, or “is” preceding the recitation of the composition, element or group of elements and vice versa.

[018] The present invention is described hereinafter by various embodiments with reference to the accompanying drawings, wherein reference numerals used in the accompanying drawing correspond to the like elements throughout the description. This invention may, however, be embodied in many different forms and should not be construed as limited to the embodiment set forth herein. Rather, the embodiment is provided so that this disclosure will be thorough and complete and will fully convey the scope of the invention to those skilled in the art. In the following detailed description, numeric values and ranges are provided for various aspects of the implementations described. These values and ranges are to be treated as examples only and are not intended to limit the scope of the claims. In addition, a number of materials are

identified as suitable for various facets of the implementations. These materials are to be treated as exemplary and are not intended to limit the scope of the invention.

[019] Referring now to the drawings, these are illustrated in **FIG. 1**, the present invention discloses a system for sharing images and multimedia message in a cloud network. The system is comprised of, but not limited to, a first terminal remote from a first user provided with a selection from among a plurality of possible access rights to generate a granted access right set which contains a set of access rights to a remotely stored images or multimedia messages; a processing unit for permitting input of another user with his/her electronic address associated with the granted access right set; a communication unit for transmitting the granted access right set and associated another user electronic address.

[020] In accordance with another embodiment of the present invention, the hub station remote unit from the first remote terminal is further comprised of a storage for the image set, and a sending unit is provided for the transmission from the first remote terminal.

<u>Best mode & enablement of the present invention to enable a person ordinarily skilled in the art</u>

[021] In accordance with another embodiment of the present invention, the processing unit is having a real-time storage for the granted access right set and associated access identification for sharing images and multimedia messages. The processing unit requests ones of the images and multimedia messages tagged with at least one of the plurality of keywords in the users list of sharing keywords from the all terminal remote.

[022] In accordance with another embodiment of the present invention, the first terminal remote is having at least one first user interface that allows for selection of images and multimedia messages and generation of an instruction to edit the selected images and multimedia messages.

[023] In accordance with another embodiment of the present invention, the images and multimedia messages as shared, are displayed in the grid pattern in the first area of a display unit. The first user interface is displayed in a web browser compatible to the cloud network at the first terminal remote.

[024] In accordance with another embodiment of the present invention, an interactive portion of a second user interface comprises a virtual slider that allows a second user to share the images and multimedia messages on granting the possible access rights from the first user

[025] The above-mentioned system and method, which includes a first terminal remote from a first user provided with a selection from among a plurality of possible access rights to generate a granted access right set which contains a set of access rights to a remotely stored images or multimedia messages. Further, a processing unit for permitting input of another user with his/her electronic address associated with the granted access right set, and a communication unit for transmitting the granted access right set and associated another user electronic address. A hub station remote from the first terminal, which is comprised of, but not limited to, a storage interface for the sharing image set. A sending unit is provided for the transmission from the first remote terminal. Further, the processing unit is having a real-time storage for the granted access right set and associated access identification for sharing images and multimedia messages.

[026] The aforesaid features makes the present invention novel and inventive to achieve reliability and performance overcoming the drawbacks from the pre-existing system is invented. It is to be understood that the above description is intended to be illustrative, and not restrictive. For example, the above-discussed embodiments may be used in combination with each other. Many other embodiments will be apparent to those of skill in the art upon reviewing the above description.

[027] The benefits and advantages which may be provided by the present invention have been described above with regard to specific embodiments. These benefits and advantages, and any elements or limitations that may cause them to occur or to become more pronounced are not to be construed as critical, required, or essential features of any or all of the embodiments.

[028] While the present invention has been described with reference to particular embodiments, it should be understood that the embodiments are illustrative and that the scope of the invention is not limited to these embodiments. Many variations, modifications, additions and improvements to the embodiments described above are possible. It is contemplated that these variations, modifications, additions and improvements fall within the scope of the invention.

We Claim:

1. A system for sharing images and multimedia message in a cloud network, comprising:

a first terminal remote from a first user provided with a selection from among a plurality of possible access rights to generate a granted access right set which contains a set of access rights to a remotely stored images or multimedia messages;

a processing unit for permitting input of another user with his/her electronic address associated with the granted access right set;

a communication unit for transmitting the granted access right set and associated another user electronic address.

2. The system as claimed in claim **1**, wherein a hub station remote unit from the first remote terminal is further comprised of a storage for the image set.

3. The system as claimed in claim **1**, wherein a sending unit is provided for the transmission from the first remote terminal.

4. The system as claimed in claim **1**, wherein the processing unit is having a real-time storage for the granted access right set and associated access identification for sharing images and multimedia messages.

5. The system as claimed in claim **1**, wherein the processing unit requests ones of the images and multimedia messages tagged with at least one of

the plurality of keywords in the users list of sharing keywords from the all terminal remote.

6. The system as claimed in claim **1**, wherein the first terminal remote is having at least one first user interface that allows for selection of images and multimedia messages and generation of an instruction to edit the selected images and multimedia messages.

7. The system as claimed in claim **1**, wherein the images and multimedia messages as shared, are displayed in the grid pattern in the first area of a display unit.

8. The system as claimed in claim **1**, wherein the first user interface is displayed in a web browser compatible to the cloud network at the first terminal remote.

9. The system as claimed in claim **1**, wherein an interactive portion of a second user interface comprises a virtual slider that allows a second user to share the images and multimedia messages on granting the possible access rights from the first user.

Dated this 13th day of July, 2021

Signature(s): 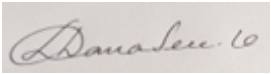

Applicant(s)

Dr.K.Dhana Sree Devi et. al.

ABSTRACT

A SYSTEM FOR SHARING IMAGES AND MULTIMEDIA MESSAGE IN A CLOUD NETWORK

[029] The present invention discloses a system for sharing images and multimedia message in a cloud network. The system includes, but not limited to, a first terminal remote from a first user provided with a selection from among a plurality of possible access rights to generate a granted access right set which contains a set of access rights to a remotely stored images or multimedia messages; a processing unit for permitting input of another user with his/her electronic address associated with the granted access right set; a communication unit for transmitting the granted access right set and associated another user electronic address.

Accompanied Drawing **[FIG. 1]**

Dated this 13th day of July, 2021

Signature(s): 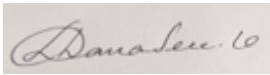

Applicant(s)

Dr.K.Dhana Sree Devi et. al.

FORM- 5
THE PATENTS ACT, 1970
(39 of 1970)
&
The Patents Rules, 2003
DECLARATION AS TO INVENTORSHIP
[See Section 10(6) and Rule 13(6)]

1. NAME OF THE APPLICANT(S)

~~I~~/We, Dr.K.Dhana Sree Devi et. al., all are citizen of India, Address of one of the Applicant: Associate Professor, Department of Computer Science And Engineering, CVR College of Engineering, Hyderabad, Telangana, India. Pin Code: 501510

hereby declare that the true and first inventor(s) of the invention disclosed in the complete specification filed in pursuance of ~~my~~ / our application numbered _____ dated 13-07-21 ~~is~~/are

2. INVENTOR(S)

(a) NAME	**(b) NATIONALITY**	**(c) ADDRESS**
1. Dr.K.Dhana Sree Devi	INDIAN	Associate Professor, Department of Computer Science And Engineering, CVR College of Engineering, Hyderabad, Telangana, India. Pin Code: 501510
2. Mr.Chunduru Anilkumar	INDIAN	Assistant Professor, Department of Information Technology, GMR Institute of Technology, Rajam, Srikakulam, Andhra Pradesh, India. Pin Code:532127
3. Dr.D.Shanthi	INDIAN	Associate Professor, Maturi Venkata Subbarao Engineering College, Nadergul, Hyderabad, Telangana, India. Pin Code:501510
4. Dr.Nemi Chand Singh	INDIAN	Associate Professor, Department of Computer Science and Engineering, Government Engineering College, Jhalawar, Rajasthan, India. Pin Code:326001
5. Dr.Sushma Jaiswal	INDIAN	Assistant Professor, Department of Computer Science & Information Technology (CSIT), Guru Ghasidas Vishwavidyalaya (A Central University), Koni, Bilaspur, Chhattisgarh, India. Pin Code: 495009

6. Mr.Tarun Jaiswal	INDIAN	Research Scholar, Department of Computer Application, National Institute of Technology (NITRR), Raipur, Chhattisgarh, India. Pin Code:492010
7. Mr.Pradeep Raj Savarapu	INDIAN	Assistant Professor, Department of Computer Science Engineering, Koneru Lakshmaiah Education Foundation, Vaddeswaram, Andhra Pradesh, India. Pin Code: 522502
8. Dr.E.Sreedevi	INDIAN	Associate Professor, Department of Computer Science Engineering, Koneru Lakshmaiah Education Foundation, Vaddeswaram, Guntur, Andhra Pradesh, India. Pin Code: 522502
9. Ms.Jaladi Snehalatha	INDIAN	Assistant Professor, Department of ECE, Mahatma Gandhi Institute of Technology, Hyderabad, Telangana, India. Pin Code:500075
10. Mr.Ganesh Davanam	INDIAN	Assistant Professor, Department of CSE, Sree Vidyanikethan Engineering college (Autonomous), Sree Sainath Nagar, A.Rangampet, Near Tirupati, Andhra Pradesh, India. Pin Code:517102

~~3. DECLARATION TO BE GIVEN WHEN THE APPLICATION IN INDIA IS FILED BY THE APPLICANT(S) IN THE CONVENTION COUNTRY: -~~

N.A.

~~We the applicant(s) in the convention country hereby declare that our right to apply for a patent in India is by way of assignment from the true and first inventor(s).~~

Dated this 13th day of July, 2021

Dr.K.Dhana Sree Devi et. al.

Applicant(s)

To,
The Controller of Patents
The Patent Office, Chennai

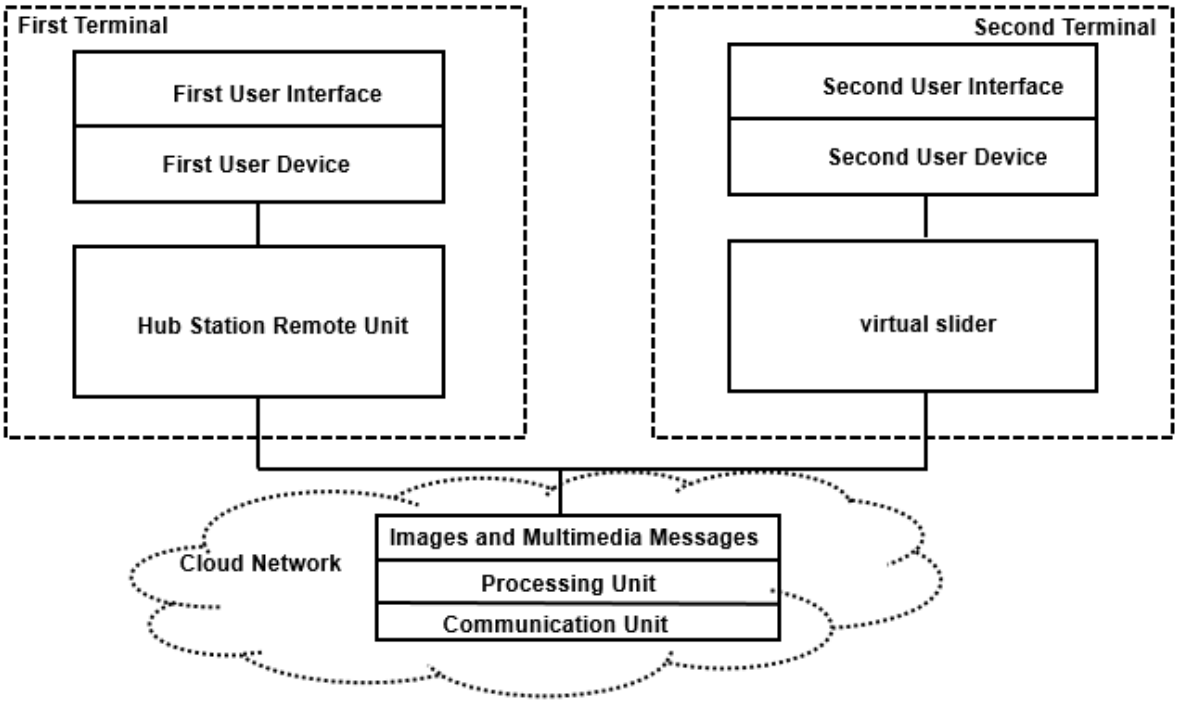

FIG. 1

Dated this 13th day of July, 2021

Signature(s):

Applicant(s)

Dr.K.Dhana Sree Devi et. al.

FORM 1 THE PATENTS ACT 1970 (39 of 1970) and THE PATENTS RULES, 2003 **APPLICATION FOR GRANT OF PATENT** (See section 7, 54 and 135 and sub-rule (1) of rule 20)	(FOR OFFICE USE ONLY)

	Application No.	
	Filing date:	
	Amount of Fee paid:	
	CBR No:	
	Signature:	
1. APPLICANT'S REFERENCE / IDENTIFICATION NO. (AS ALLOTTED BY OFFICE)		

2. TYPE OF APPLICATION [Please tick (✓) at the appropriate category]

Ordinary (✓)		Convention ( )		PCT-NP ( )	
Divisional ( )	Patent of Addition ( )	Divisional ( )	Patent of Addition ( )	Divisional ( )	Patent of Addition ( )

3A. APPLICANT(S)

Name in Full	Nationality	Country of Residence	Address of the Applicant
1. Dr.K.Dhana Sree Devi	INDIAN	India	Associate Professor, Department of Computer Science And Engineering, CVR College of Engineering, Hyderabad, Telangana, India. Pin Code: 501510
2. Mr.Chunduru Anilkumar	INDIAN	India	Assistant Professor, Department of Information Technology, GMR Institute of Technology, Rajam, Srikakulam, Andhra Pradesh, India. Pin Code:532127
3. Dr.D.Shanthi	INDIAN	India	Associate Professor, Maturi Venkata Subbarao Engineering College, Nadergul, Hyderabad, Telangana, India. Pin Code:501510
4. Dr.Nemi Chand Singh	INDIAN	India	Associate Professor, Department of Computer Science and Engineering, Government Engineering College,

			Jhalawar, Rajasthan, India. Pin Code:326001
5. Dr.Sushma Jaiswal	INDIAN	India	Assistant Professor, Department of Computer Science & Information Technology (CSIT), Guru Ghasidas Vishwavidyalaya (A Central University), Koni, Bilaspur, Chhattisgarh, India. Pin Code: 495009
6. Mr.Tarun Jaiswal	INDIAN	India	Research Scholar, Department of Computer Application, National Institute of Technology (NITRR), Raipur, Chhattisgarh, India. Pin Code:492010
7. Mr.Pradeep Raj Savarapu	INDIAN	India	Assistant Professor, Department of Computer Science Engineering, Koneru Lakshmaiah Education Foundation, Vaddeswaram, Andhra Pradesh, India. Pin Code: 522502
8. Dr.E.Sreedevi	INDIAN	India	Associate Professor, Department of Computer Science Engineering, Koneru Lakshmaiah Education Foundation, Vaddeswaram, Guntur, Andhra Pradesh, India. Pin Code: 522502
9. Ms.Jaladi Snehalatha	INDIAN	India	Assistant Professor, Department of ECE, Mahatma Gandhi Institute of Technology, Hyderabad, Telangana, India. Pin Code:500075
10. Mr.Ganesh Davanam	INDIAN	India	Assistant Professor, Department of CSE, Sree Vidyanikethan Engineering college (Autonomous), Sree Sainath Nagar, A.Rangampet, Near Tirupati, Andhra Pradesh, India. Pin Code:517102

3B. CATEGORY OF APPLICANT [Please tick (✓) at the appropriate category]			
Natural Person (✓)	Other than Natural Person		
	Small Entity ( )	Startup ()	Others ()

4. INVENTOR(S) [Please tick (✓) at the appropriate category]		
Are all the inventor(s) same as the applicant(s) named above?	Yes (✓)	No ()

If "No", furnish the details of the inventor(s)			
Name in Full	Nationality	Country of Residence	Address of the Inventor
Same as Applicant			

5. TITLE OF THE INVENTION
A System for Sharing Images and Multimedia Message in a Cloud Network

6. AUTHORISED REGISTERED PATENT AGENT(S)	IN/PA No.	
	Name	
	Mobile No.	
7. ADDRESS FOR SERVICE OF APPLICANT IN INDIA	Name	Dr.K.Dhana Sree Devi
	Postal Address	Associate Professor, Department of Computer Science And Engineering, CVR College of Engineering, Hyderabad, Telangana, India. Pin Code: 501510
	Telephone No.	
	Mobile No.	9958310827, 9542354100
	Fax No.	
	E-mail ID	**harishvats@live.com**; drdhanasreek77@gmail.com.

~~**8. IN CASE OF APPLICATION CLAIMING PRIORITY OF APPLICATION FILED IN CONVENTION COUNTRY, PARTICULARS OF CONVENTION APPLICATION**~~					
~~Country~~	~~Application Number~~	~~Filing date~~	~~Name of the applicant~~	~~Title of the invention~~	~~IPC (as classified in the convention country)~~

~~**9. IN CASE OF PCT NATIONAL PHASE APPLICATION, PARTICULARS OF INTERNATIONAL APPLICATION FILED UNDER PATENT CO-OPERATION TREATY (PCT)**~~	
~~International application number~~	~~International filing date~~

~~**10. IN CASE OF DIVISIONAL APPLICATION FILED UNDER SECTION 16, PARTICULARS OF ORIGINAL (FIRST) APPLICATION**~~	
~~Original (first) application No.~~	~~Date of filing of original (first) application~~

~~**11. IN CASE OF PATENT OF ADDITION FILED UNDER SECTION 54, PARTICULARS OF MAIN APPLICATION OR PATENT**~~

~~Main application/patent No.~~	~~Date of filing of main application~~

12. DECLARATIONS

(i) Declaration by the inventor(s)

(**In case the applicant is an assignee**: the inventor(s) may sign herein below or the applicant may upload the assignment or enclose the assignment with this application for patent or send the assignment by post/electronic transmission duly authenticated within the prescribed period).

I/We, the above named inventor(s) is/are the true & first inventor(s) for this Invention and declare that the applicant(s) herein is/are my/our assignee or legal representative.

(a) Date 13/07/2021

	(b) Name	(c) Signature
1	Dr.K.Dhana Sree Devi	
2	Mr.Chunduru Anilkumar	
3	Dr.D.Shanthi	
4	Dr.Nemi Chand Singh	
5	Dr.Sushma Jaiswal	
6	Mr.Tarun Jaiswal	
7	Mr.Pradeep Raj Savarapu	
8	Dr.E.Sreedevi	
9	Ms.Jaladi Snehalatha	
10	Mr.Ganesh Davanam	

~~**(ii) Declaration by the applicant(s) in the convention country**~~

~~(**In case the applicant in India is different than the applicant in the convention country:** the applicant in the convention country may sign herein below or applicant in India may upload the assignment from the applicant in the convention country or enclose the said assignment with this application for patent or send the assignment by post/electronic transmission duly authenticated within the prescribed period)~~

~~I/We, the applicant(s) in the convention country declare that the applicant(s) herein is/are my/our assignee or legal representative.~~

~~(a) Date~~

~~(b) Signature(s)~~

(c) ~~Name(s) of the signatory~~

(iii) Declaration by the applicant(s)

I/We the applicant(s) hereby declare(s) that: -

- ~~I am/~~ We are in possession of the above-mentioned invention.
- The ~~provisional~~/complete specification relating to the invention is filed with this application.
- ~~The invention as disclosed in the specification uses the biological material from India and the necessary permission from the competent authority shall be submitted by me/us before the grant of patent to me/us.~~
- There is no lawful ground of objection(s) to the grant of the Patent to me/us.
- ~~I am~~/we are the true & first inventor(s).
- ~~I am/we are the assignee or legal representative of true & first inventor(s).~~
- ~~The application or each of the applications, particulars of which are given in Paragraph-8, was the first application in convention country/countries in respect of my/our invention(s).~~
- ~~I/We claim the priority from the above mentioned application(s) filed in convention country/countries and state that no application for protection in respect of the invention had been made in a convention country before that date by me/us or by any person from which I/We derive the title.~~
- ~~My/our application in India is based on international application under Patent Cooperation Treaty (PCT) as mentioned in Paragraph-9.~~
- ~~The application is divided out of my /our application particulars of which is given inParagraph-10 and pray that this application may be treated as deemed to have been filed on DD/MM/YYYY under section 16 of the Act.~~
- ~~The said invention is an improvement in or modification of the invention particulars of which are given in Paragraph-11.~~

13. FOLLOWING ARE THE ATTACHMENTS WITH THE APPLICATION

(a) Form 2

Item	Details	Fee	Remarks
Complete/ ~~Provisional~~ specification)#	No. of pages : 14		
No. of Claim(s)	No. of claims : 09 No. of pages: 02		
Abstract	No. of pages: 01		
No. of Drawing(s)	No. of drawings: 01 No. of pages: 01		

In case of a complete specification, if the applicant desires to adopt the drawings filed with his provisional specification as the drawings or part of the drawings for the complete specification under rule 13(4), the number of such pages filed with the provisional specification are
required to be mentioned here.

(b) Complete specification (in conformation with the international application)/as amended before the International Preliminary Examination Authority (IPEA), as applicable (2 copies).

(c) Sequence listing in electronic form

(d) Drawings (in conformation with the international application)/as amended before the International Preliminary Examination Authority (IPEA), as applicable (2 copies).

(e) Priority document(s) or a request to retrieve the priority document(s) from DAS (Digital Access Service) if the applicant had already requested the office of first filing to make the priority document(s) available to DAS.

(f) Translation of priority document/Specification/International Search Report/International Preliminary Report on Patentability.

(g) Statement and Undertaking on Form 3

(h) Declaration of Inventorship on Form 5

(i)Power of Authority

(j)**Total fee ₹…….in Cash/ Banker's Cheque /Bank Draft bearing No..... Date on ……. Bank.**

I/We hereby declare that to the best of my/our knowledge, information and belief the fact and matters slated herein are correct and I/We request that a patent may be granted to me/us for the said invention.

Dated this 13th day of July, 2021

Signature: 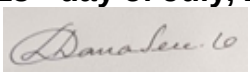

Name: Dr.K.Dhana Sree Devi et. al.

To,
The Controller of Patents
The Patent Office, at Chennai

Note: -

* Repeat boxes in case of more than one entry.
* To be signed by the applicant(s) or by authorized registered patent agent otherwise where mentioned.
* Tick ()/cross (x) whichever is applicable/not applicable in declaration in paragraph-12.
* Name of the inventor and applicant should be given in full, family name in the beginning.
* Strike out the portion which is/are not applicable.

* For fee: See First Schedule”;

FORM 9

THE PATENT ACT, 1970
(39 of 1970)
&
THE PATENTS RULES, 2003

REQUEST FOR PUBLICATION

[See section 11A (2) rule 24A]

I/We **Dr.K.Dhana Sree Devi,Mr.Chunduru Anilkumar,Dr.D.Shanthi,Dr.Nemi Chand Singh,Dr.Sushma Jaiswal,Mr.Tarun Jaiswal,Mr.Pradeep Raj Savarapu,Dr.E.Sreedevi,Ms.Jaladi Snehalatha,Mr.Ganesh Davanam** hereby request for early publication of my/our [Patent Application No.] TEMP/E-1/35163/2021-CHE

Dated **13/07/2021 00:00:00** under section 11A(2) of the Act.

Dated this(Final Payment Date):----------
Signature
Name of the signatory

To,
The Controller of Patents,
The Patent Office,
At Chennai

This form is electronically generated.

FORM 9

THE PATENT ACT, 1970
(39 of 1970)
&
THE PATENTS RULES, 2003

REQUEST FOR PUBLICATION

[See section 11A (2) rule 24A]

I/We **Dr.K.Dhana Sree Devi,Mr.Chunduru Anilkumar,Dr.D.Shanthi,Dr.Nemi Chand Singh,Dr.Sushma Jaiswal,Mr.Tarun Jaiswal,Mr.Pradeep Raj Savarapu,Dr.E.Sreedevi,Ms.Jaladi Snehalatha,Mr.Ganesh Davanam** hereby request for early publication of my/our [Patent Application No.] TEMP/E-1/35163/2021-CHE

Dated **13/07/2021 00:00:00** under section 11A(2) of the Act.

Dated this(Final Payment Date):----------
Signature
Name of the signatory

To,
The Controller of Patents,
The Patent Office,
At Chennai

This form is electronically generated.

FORM 3

THE PATENTS ACT, 1970
(39 of 1970)
and
THE PATENTS RULES, 2003

STATEMENT AND UNDERTAKING UNDER SECTION 8

(See section 8; Rule 12)

1. Name of the applicant(s).	~~I~~/We, Dr.K.Dhana Sree Devi et. al., all are citizen of India, Address of one of the Applicant: Associate Professor, Department of Computer Science And Engineering, CVR College of Engineering, Hyderabad, Telangana, India. Pin Code: 501510
2. Name, address and nationality of the joint applicant.	(i) that I/We have not made any application for the same/substantially the same invention outside India Or ~~(ii) that I/We who have made this application No… dated alone/jointly with ……, made for the same/ substantially same invention, application(s) for patent in the other countries, the particulars of which are given below:~~

Name of the Country	Date of Application	Application No.	Status of the Application	Date of Publication	Date of grant
-	-	-	-	-	-

3. Name and address of the assignee	(iii) that the rights in the application(s) has/have been assigned to …… none …… …… …… that I/We undertake that upto the date of grant of the patent by the Controller, I/We would keep him informed in writing the details regarding corresponding applications for patents filed outside India within six months from the date of filing of such application. **Dated this 13th day of July, 2021**

4. To be signed by the applicant or his authorized registered patent agent.	Signature(s) 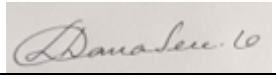
5. Name of the natural person who has signed.	Dr.K.Dhana Sree Devi et. al. **Name of the Applicant(s)**
	To The Controller of Patents, The Patent Office, at Chennai
Note.- Strike out whichever is not applicable;	