

GMR INSTITUTE OF TECHNOLOGY

BALANCE SHEET AS AT 31ST MARCH, 2014

(Amount in Rupees)

Particulars	Note No.	GMRIT	
		March 31,2014	March 31,2013
I EQUITY AND LIABILITIES			
1) Corpus Fund			
(a) Corpus fund	1	-	-
(b) Reserves & Surplus	2	32,588,841	48,248,374
2) Non-current Liabilities			
(a) Long term borrowings	3	76,607,142	47,737,074
(b) Other Long term liabilities	4	17,157,600	17,144,962
(c) Long Term Provisions	5	18,272,704	17,394,537
3) Current Liabilities			
(a) Short term borrowings	6	13,928,572	10,446,429
(b) Other current liabilities	7	89,828,654	97,041,846
(c) Short term provisions	8	252,520	492,774
(d) GMR Varalakshmi Foundation		11,637,936	33,816,390
Total		260,273,970	272,322,386
II ASSETS			
Non-current assets			
1) (a) Fixed assets	9		
(i) Tangible assets		187,476,125	160,182,346
(ii) Intangible assets		2,636,132	2,784,394
(iii) Capital work-in-progress		126,890	4,269,236
(b) Long-term loans and advances	10	-	548,879
(c) Other non-current assets	11	807,934	1,084,075
2) Current assets			
(a) Inventories	12	1,861,538	1,630,812
(b) Cash and Bank balances	13	3,664,634	29,708,268
(c) Short-term loans and advances	14	-	-
(d) Other Current assets	15	63,700,716	72,114,376
Total		260,273,970	272,322,386


The notes form an integral part of these financial statements

As per our Report of even date
For B.V.Rao & Co.,

For B.V.RAO & Co.,
CHARTERED ACCOUNTANTS
Regd.No.(F.R.N)0031185

Atmanis

B.V.SUBRAHMANYAM
PARTNER
No.210724




GMR INSTITUTE OF TECHNOLOGY**STATEMENT OF INCOME & EXPENDITURE FOR THE YEAR ENDED 31ST MARCH, 2014**

(Amount in Rupees)

Particulars		Note No.	GMRIT	
			March 31,2014	March 31,2013
I	Revenue from operations (gross)	16	231,999,413	205,672,864
II	Other Income	17	13,576,968	12,666,897
III	Total Revenue (I + II)		245,576,381	218,339,761
IV	Expenses			
	Employee benefits expenses	18	174,240,882	155,074,269
	Finance costs	19	9,309,231	5,730,740
	Depreciation and amortization expenses		21,936,072	17,398,179
	Other expenses	20	55,749,730	57,102,026
	Total Expenses (IV)		261,235,915	235,305,214
V	Profit before exceptional items and tax (III-IV)		(15,659,533)	(16,965,453)
VI	Exceptional items			
	Prior Period Expenses		-	-
	Profit/(Loss) for the year - (V-VI)		(15,659,533)	(16,965,453)


The notes form an integral part of these financial statements

As per our Report of even date
For B.V.Rao & Co.,For B.V. RAO & Co.,
CHARTERED ACCOUNTANTS
Regd.No.(F.R.N)0031185
(A.V.SUBRAHMANYAM)
PARTNER
M.No.210724

NOTES TO THE FINANCIAL STATEMENTS

(Amount in Rupees)


Particulars	GMRIT	
	March 31, 2014	March 31, 2013
Note 1 - Corpus Fund		
Opening balance	-	-
Add: Additions	-	-
Less: Transfer from Income & Expenditure Account	-	-
Closing Balance	-	-
Note 2 - Reserves & Surplus		
Income over expenditure		
Opening balance	48,248,374	65,213,827
Add/(Less): Net Income/(Net loss) for the year	(15,659,533)	(16,965,453)
Closing Balance	32,588,841	48,248,374
Note 3 - Long Term Borrowings		
Secured		
a) Term loans (Refer note no.20)		
From Banks	76,607,142	47,737,074
(Secured by First charge by way of Equitable Mortgage of Land with all super structures and all other movable and Immovable Fixed Assets of all the Educational and Health care Institutions)		
Sub Total	76,607,142	47,737,074
Unsecured		
b) Other Loans		
Dhurvi Securities P Ltd		
Sub Total	-	-
Grand Total Note - 3	76,607,142	47,737,074
Note 4 - Other Long Term Liabilities		
Caution Deposit	16,218,825	15,778,000
Books Deposit	-	271,875
Capital Grants	938,775	1,095,087
Security Deposit received from vendors	-	-
Total	17,157,600	17,144,962
Note 5 - Long Term Provisions		
Provisions for Employee Benefits	18,272,704	17,394,537
Total	18,272,704	17,394,537
Note 6 - Short Term Borrowings		
(1) Repayment of secured loans with in one year	13,928,572	10,446,429
Total	13,928,572	10,446,429
Note 7 - Other Current Liabilities		
(a) Interest accrued and due on borrowings	-	-
(b) Statutory dues	2,201,919	2,013,930
(c) Grants	2,092,255	1,287,993
(d) Other Creditors (Refer note no.21 (ii))	9,336,529	7,714,401
(e) Security Deposit received from vendors (Refer note no.21 (ii))	2,356,563	2,355,041
(f) Other payables	781,168	11,500,000
(g) Advances/Deposits received from students	73,060,221	72,170,481
Total	89,828,654	97,041,846



NOTES TO THE FINANCIAL STATEMENTS

(Amount in Rupees)


Particulars	GMRIT	
Note 8 - Short Term Provisions		
(a) Outstanding Expenses	184,336	115,120
(h) Salaries Payable	68,184	377,654
Total	252,520	492,774
Note 10 - Long Term Loans and Advances		
Mobilisation Advance	-	548,879
Total	-	548,879
Note 11 - Other Non Current Assets		
Interest accrued on Deposits	610,674	978,303
Deposits with Govt.	188,260	96,772
Deposits with others	9,000	9,000
Total	807,934	1,084,075
Note 12 - Inventories		
(a) Stores and spares	1,861,538	1,630,812
Total	1,861,538	1,630,812
Note 13 - Cash and Bank balances		
(i) Cash and cash equivalents		
(a) Balances with banks in current & savings Bank	1,484,360	4,073,705
(b) Balances with banks in FDR's (Refer note no.21 (i))	2,070,993	25,386,374
(c) Cash on hand	109,281	248,189
Sub Total	3,664,634	29,708,268
Note 14 - Short Term Loans and Advances		
Advance for Expenses	-	-
Total	-	-
Note 15 - Other Current Assets		
(a) Loans & Advances (Refer note no.21 (ii))	625,787	315,137
(b) Advance for Expenses (Refer note no.21 (ii))	361,184	356,626
(c) Receivables	59,589,063	68,662,047
(d) Prepaid Expenses	3,124,682	2,780,566
Total	63,700,716	72,114,376
Note 16 - Revenue from Operations (Gross)		
(a) Sale of services		
(i) College Fee collections	231,999,413	205,672,864
(ii) Hostel Fee collections	-	-
(iii) Hospital Income		
Total	231,999,413	205,672,864



NOTES TO THE FINANCIAL STATEMENTS

(Amount in Rupees)

Particulars	GMRIT	
Note 17 - Other Income		
(i) Interest Income	2,426,572	3,646,260
(ii) Net surplus on disposal of assets	14,183	(138,181)
(iii) Other non-operating income	11,136,214	9,158,818
Total	13,576,968	12,666,897
Note 18 - Employee benefits expenses		
Salaries, Wages, Bonus etc.,	163,326,526	144,706,532
Contributions to provident and other funds	9,299,410	8,105,734
Staff welfare expenses	1,614,946	2,262,003
Total	174,240,882	155,074,269
Note 19 - Finance costs		
Interest Expenses	9,309,231	5,730,740
Total	9,309,231	5,730,740
Note 20 - Other Expenses		
Student Welfare Expenses	3,500,404	9,935,880
Payments to Universities	250,000	2,879,255
Communication Expenses	3,564,534	2,403,392
Travelling & Conveyance	1,074,295	981,217
Suvidha & Crematorium Maintenance		
Other Administrative Expenses	6,315,788	5,786,943
Insurance Charges	243,305	251,748
Professional Fee & Expenses	1,664,910	241,797
Repairs and maintenance others	22,671,740	22,053,069
Rates & Taxes	1,149,189	401,466
Advertisement charges	458,222	497,374
Printing & Stationery	1,928,029	1,420,419
Security Charges	3,927,725	3,318,280
Training & Placement Expenses	2,382,545	2,474,686
Electrical Charges	6,526,344	4,456,500
Donations & Charities	92,700	-
Total	55,749,730	57,102,026



Note 9 - Fixed Assets - GMRIT



**GMR INSTITUTION OF TECHNOLOGY
GROUPINGS FORMING PART OF BALANCE SHEET**

(Amount in Rupees)


	Particulars	GMRIT	
		March 31, 2014	March 31, 2013
Note 1	CORPUS FUND ADD: ADDITIONS Less: Transfer from Income & Expenditure Account Total	- - -	- -
Note 2	RESERVES & SURPLUS INCOME OVER EXPENDITURE Up to 31-03-2013 Add: For the Year 2013-14 Total	48,248,374 (15,659,533) 32,588,841	65,213,827 (16,965,453) 48,248,374
Note 3	SECURED LOANS ANDHRA BANK TERM LOAN WORKING CAPITAL Total	76,607,142 76,607,142	47,737,074 47,737,074
	Grand Total Note 3	76,607,142	47,737,074
Note 3	Note 4 - Other Long Term Liabilities Caution Deposit Books Deposit Capital Grants Security Deposit received from vendors Total	16,218,825 - 938,775 17,157,600	15,778,000 271,875 1,095,087 17,144,962
Note 5	LONG TERM PROVISIONS PROVISIONS FOR EMPLOYEE BENEFITS:- LEAVE ENCASHMENT GRATUITY FUND TOTAL	7,686,109 10,586,595 18,272,704	6,705,477 10,689,060 17,394,537
Note 6	Interest accrued and due on borrowings Interest accrued and due on borrowings TOTAL	- -	- -
Note 6	STATUTORY DUES PROFESSION TAX WORKS TAX TDS PAYABLE ESI PAYABLE SERVICE TAX INPUT/OUTPUT VAT LIC PREMIUM PAYABLE PROVIDENT FUND PAYABLE Total	48,750 39,604 1,216,355 57,667 - 312,957 526,586 2,201,919	45,100 68,071 1,014,372 84,182 36,674 261,723 503,808 2,013,930
Note 6	GRANTS UGC X PLAN CAPITAL GRANTS UGC NET WORK RESOURCE GRANT (CAPITAL) Total	2,092,255 2,092,255	1,287,993 1,287,993
	OTHER CREDITORS :- SRI G.C.S.R.M.E.I.STAFF CO-OP CREDIT SOCIETY LTD GMR AIRPORT LTD K.RAMESH HOTEL HAMPI INTERNATIONAL PVT LTD NAVYA CONSTRUCTIONS NATIONAL SERVICE SCHEME EMPOWER TRUST NIPUN NET SOLUTIONS ONE TIME VENDOR TIRUMALA CONSTRUCTION GMRV STAFF RECREATION JAIN ELECTRICALS KALPANA GARDENS BOOKIONICS GLORIOUS ENGINEERS USHODAYA PUBLICATIONS ALLIED ALUMINIUMS SS TRAVELS PROFESSIONAL COURIERS SRI SAI SUDHA TRAVELS SRI M TRADE CENTER SANDEEP ENTERPRISES KRISHNA HARDWARE CENTRE L.DALI NAIDU (CONTRACTOR) SRI SUNIL ENTERPRISES UNITED HARDWARE CORPORATION ASHOK ELECTRONIC DEVELOPMENT SREE TIRUMALA FURNITURE SRI SATYA SAI PRINTERS CHANDRA ELECTRICALS L.B.R. TRAVELS SURESH SURGICALS DOLPHIN AUTOMOBILES BEELA PADMAVATHI ACTIVE SPORTS G.CHANDRA MOHAN REDDY MEGA TECH POWER SYSTEM B.V. RAO & CO, VSP SIEMENS ENTERPRISES WATERLIFE TECHNOLOGY GMR CARE HOSPITAL NAVADURGA CABLE NETWORK SIRI VENNELA OFFSET PRINTERS S.SWARNALATHA	274,390 43,269 364,403 84,981 44,100 543,380 30,473 350,464 8,791 343 253,194 144,609 26,033 34,715 242,053 1,296 10,214 3,917 2,256 2,660 41,479 6,000 4,520 5,426 6,000 36,101 2,969 121,866 7,443 7,800 9,000 41,400 107,797 31,266 27,810 30,887	996,552 45,505 11,832 1,885,465 131,000 223 8,791 343 202,870 172,655 625 660 1,355 1,669 1,701 2,256 2,660 2,813 3,212 4,520 5,426 6,000 6,851 7,236 7,256 7,443 7,800 9,000 10,500 14,400 15,456 17,074 18,275 5,502 18,378 18,540 20,550 23,871



GMR INSTITUTION OF TECHNOLOGY
GROUPINGS FORMING PART OF BALANCE SHEET

(Amount in Rupees)


	Particulars	GMRIT	
		March 31, 2014	March 31, 2013
Note 6	VIVA NIPUN NET SERVICES		29,091
	CLUSTER INFOTECH PVT	30,800	30,800
	BUILDCARE TECHNOLOGIES		34,109
	MEGA TECH POWER SYSTEM		34,755
	PADMA ENTERPRISES	24,990	35,012
	SAYYAD BABU		38,000
	MAGNUS SALES CORPORATION	19,454	40,453
	MACRICH IT SOLUTIONS		42,801
	S.SRINIVASA RAO		45,573
	ATANDRA ENERGY PRIVATE LTD		35,411
	SAI INSTRUMENTS		49,516
	SRI SAI FUEL STATION	236,376	58,568
	MULTI TECH SYSTEMS		58,893
	MICROCARE COMPUTERS	71,029	59,400
	ARISETTI PARVATHI		61,225
	K. NARASINGA RAO	69,251	62,341
	S. SANYASI RAO	65,818	62,341
	R. APPALA RAJU	65,148	62,341
	JYOTHI CNC AUTOMATION		62,445
	VIKHRANT SECURITY SERVICES	73,206	65,405
	B. TRINADHA RAO	75,290	69,164
	N&N ASSOCIATES		71,804
	S.R.COMMUNICATIONS		37,100
	SREE SATYA REFRIGERATION	147,494	83,694
	ASIAN TRADING CORPORATION		85,798
	VIZAG AUDIO VISUALS	195,111	11,250
	PERKNELMER INDIA PVT LTD		109,348
	S.V.AIRCONDITIONING		46,600
	PIYUSH ENTERPRISES		122,061
	S.R.CREATIONS		123,506
	A.R.STORES	13,260	
	SCIENTECH TECHNOLOGIES		153,641
	BAR CODE INDIA PVT LTD		87,713
	PENTAGON SYSTEMS		184,625
	BROADCAST ENGINEERING		468,780
	AKADEMY OF DESIGN	100,000	1,259,728
	RAXA SECURITY SERVICES	144,106	134,843
	ATMAKURI SRINIVASA RAO	147,642	
	CH.JAGAN	23,275	
	VINAR SYSTEMS PVT.LIMITED	555,204	
	DORLING KINDERSLEY	549,997	
	METROHM INDIA LIMITED	500,000	
	VARMA ENTERPRISES	499,847	
	TATA TELESERVICES LTD	261,468	
	LOTUS ENTERPRISES	259,303	
	TRAVEL IQ	201,411	
	SUBHAM SAFETY SOLUTIONS	198,470	
	CHINTALAPATI ENTERPRISES	113,345	
	APLAB LIMITED	98,708	
	RAGHVADURGA TECHNOLOGIES	88,212	
	LEAD INDIA 2020 FOUN	85,921	
	J.M.RADHA KRISHNA	72,852	
	V I MICROSYSTEMS PVT.LTD	64,362	
	PRINT POINT	59,044	
	SAIRAM INFRA PROJECT	54,777	
	FIRSTSTEP EDUCATION	54,000	
	B.V.PATTABHI RAM	54,000	
	DHANUNJAYA ARTS	49,851	
	NEO SYSTEK	49,808	
	RAJA KISHORE OFFSET PRINTERS	39,699	
	MYTRI STAR ENTERPRISES	33,279	
	FORTUNE INN SREEKANYA	26,604	
	SETHI ENTERPRISES	21,800	
	GHARL NOVOTEL HYDERABAD	19,909	
	MASTER ELECTRONIC	19,447	
	B.K.JAVAR'S	17,230	
	VAMSI ENTERPRISES	15,174	
	SIRI ENTERPRISES	15,050	
	GANESH KARTHIKEYA TRAVELS	10,940	
	DATA TECH INDIA	9,140	
	SSREEVARI PLYWOOD AND	7,119	
	RAJ TRAVELS	6,192	
	MAANASI TOURS & TRAVELS	4,998	
	SURYAKALA MENI TRANSPORT	4,350	
	BHUVANESWARI PAINTS	3,430	
	KONE ELEVATOR INDIA	2,252	
	NEW VEGUJUKKA OFFSET PRINTERS	2,605	
	ASPEN TECHNOLOGY	800	
	S V G WATCH&ELECTRONICS	700	
	A.S.ENTERPRISES	579	
	ADEEP TECHNOLOGIES	31	
	THE DECOGRAPH INTERI	624,216	
	SANDEEP ENTERPRISES	8,748	
	GMRVF STAFF RECREATION	50,246	
	VEGUJUKKA POWER PRINTERS	881	
	B2U AUTOMATION	887	
	RF-EMPLOYEE	109,326	
	Total	9,336,529	7,714,401



GMR INSTITUTE OF TECHNOLOGY
GROUPINGS FORMING PART OF BALANCE SHEET

(Amount in Rupees)

	Particulars	GMRIT	
		March 31, 2014	March 31, 2013
	CREDITORS FOR SECURITY DEPOSIT:-		593,045
	SREE SEETHARAMA CONSTRUCTIONS		41,923
	GLADIATOR INVESTIGATIONS	41,923	3,953
	BUILD CARE TECHNOLOGIES	3,953	54,886
	ETCETRA INTERIORS		6,164
	S.PRAVEEN KUMAR	6,164	11,871
	G.MADHUSUDHANA RAO		36,656
	MATTA ANIL KUMAR	36,656	39,875
	M. RAMA CHANDRA		66,000
	N.VENKATA PRASAD		122,229
	G.BABU RAO	122,229	104,516
	NAVYA CONSTRUCTIONS	307,050	514,487
	STAFF JOINT A/C DEPOSIT AMOUNT	1,117,821	640,556
	LAPTOP DEPOSIT	11,984	24,486
	TIRUMALA CONSTRUCTIONS - EMD	424,162	8,141
	PRASANTH KUMAR.A	8,141	36,000
	SATISH CHERUKUR		14,000
	RUSHI BALLA		12,834
	BORRA SANTOSH KUMAR	12,834	23,419
	K. RAMESH	925	
	CHAPPA HEMANTH KUMAR	76,818	
	S.B.CHOUDARI DUVVADA	48,000	
	SAIRAM INFRA PROJECT	42,474	
	CHIRANJEEVA RAO S	41,796	
	TIRUPATHI RAO A	38,441	
	VENKATA RAMANA D	15,192	
	TOTAL	2,356,563	2,355,041
Note 6	Repayment of secured loans with in one year		
	ANDHRA BANK TERM LOAN	13,928,572	10,446,429
	WORKING CAPITAL		
	TOTAL	13,928,572	10,446,429
	Other payables		
	Interest on Term loan payable to Andhra Bank	781,168	-
	Loan against FDR's		11,500,000
	TOTAL	781,168	11,500,000
Note 6	ADVANCES/DEPOSITS FROM STUDENTS:-		
	CAUTION DEPOSIT	10,656,618	8,875,488
	DEFERRED REVENUE	46,283,917	48,283,633
	BOOKS DEPOSIT	-	822,500
	JNTU INFRASTRUCTURE FEE	5,365,050	3,462,000
	EXAMINATION FEE	6,757,053	3,424,450
	ALUMNI ASSO FEE	1,588,409	656,619
	FEE REFUNDS TO STUDENTS	-	3,787,317
	UNEARNED REVENUE	1,653,000	
	SCHOLORSHIPS	756,174	2,858,474
	TOTAL	73,060,221	72,170,481
Note 7	SHORT TERM PROVISIONS		
	OUTSTANDING EXPENSES	184,336	115,120
	SALARIES PAYABLE	68,184	377,654
	TOTAL	252,520	492,774
Note 9	B) MOBILISATION ADVANCE		
	NAVYA CONSTRUCTIONS		548,879
	Total (B)	-	548,879
	Total (A+B)	-	548,879
Note 10	INTEREST ACRUED ON DEPOSITS:-		
	ANDHRA BANK	610,419	978,149
	STATE BANK OF INDIA	255	154
	Total	610,674	978,303
Note 10	DEPOSITS WITH GOVERNMENT:-		
	TELEPHONE DEPOSIT	9,500	9,500
	INTERNET DEPOSIT	20,000	20,000
	INCOME TAX REFUNDABLE (TDS)	158,760	67,272
	Total	188,260	96,772
Note 10	DEPOSITS WITH OTHERS:-		
	INOX AIR PRODUCTS		
	RENT DEPOSIT	9,000	9,000
	Total	9,000	9,000
Note 11	INVENTORIES		
	STORES & SPARE	747,687	140,617
	INVENTORIES-MEDICINES		826,543
	SCHEME BOOKS (LIBRARY)		663,652
	STUDENTS UNIFORM	1,113,851	
	Total	1,861,538	1,630,812
Note 12	BALANCES IN C/A WITH SCHEDULED BANKS		
	STATE BANK OF INDIA, Rajam C/A No. 156	332,099	2,266,799
	ANDHRA BANK -SCHOLARSHIPS C/A 896	19,247	107,111
	ANDHRA BANK-0168	98,517	55,083
	ANDHRA BANK - PG COURSES-897	66,045	66,230
	ANDHRA BANK, RAJAM SB A/C No.4418	74,680	754,142
	ANDHRA BANK, GMRNAGAR BR. SB A/C. NO. 6667	29,957	131,114
	ANDHRA BANK, GMRNAGAR BR. SB A/C. NO. 6649	771,649	565,338
	ANDHRA BANK, GMRNAGAR BR. SB A/C. NO. 0007	21,303	15,590
	HDFC BANK, RAJAM SB A/C. NO.9043	52,360	42,720
	ICICI, SRIKAKULAM SB A/C NO.0074	5,155	56,389
	ANDHRA BANK, RAJAM SB A/C No.4427	13,348	13,189
	Total	1,484,360	4,073,705



GMR INSTITUTE OF TECHNOLOGY
GROUPINGS FORMING PART OF BALANCE SHEET

(Amount in Rupees)

	Particulars	GMRIT	
		March 31,2014	March 31,2013
Note 12	BALANCES IN FDR's WITH SCHEDULED BANKS:-		
	ANDHRA BANK	2,025,000	25,343,179
	STATE BANK OF INDIA	45,993	43,195
	Total	2,070,993	25,386,374
Note 12	Cash on hand	109,281	248,189
	Cash on hand		
	Total	109,281	248,189
Note 14	LOANS & ADVANCES		
	SALARY ADVANCES	605,787	315,137
	ADVANCES TO EMPLOYEES FOR EXPENSES	20,000	
	EDUCATIONAL LOANS		
	LOANS TO OTHERS		
	LOANS TO EMPLOYEES		
	Total	625,787	315,137
Note 14	ADVANCE FOR EXPENSES		
	GMR ENERGY LTD	103,188	103,188
	TATA CONSULTANCY SERVICES	86,045	86,045
	ALLIED ALLUMINIUM		5,712
	VIKHRANT SECURITY SERVICES	30,000	60,000
	DATA TECH INDIA		47,250
	ADEEP TECHNOLOGIES		13,764
	SOUTHERN AGENCIES		667
	VOLKSOFT TECH		40,000
	GMR KAMALANGA ENERGY	9,607	
	GMM CO LTD	169	
	B.S.PYROMATIC RTDELS	540	
	RICOH INDIA LIMITED	24,410	
	MAGNUS SALES CORPORATION	32,590	
	EMERSON NETWORK POWER	937	
	PROTECTION SYSTEMS	68,478	
	PANASONIC INDIA PRIVATE LIMITED	5,220	
	Total	361,184	356,626
Note 14	RECEIVABLES		
	FEE	59,088,924	68,598,859
	SUNDRY DEBTORS (world wise diamond)	108,000	
	GRANTS - STTP PROGRAMME	392,139	63,188
	Total	59,589,063	68,662,047
Note 14	PREPAID EXPENSES:-		
	PREPAID AMC CHARGES	4,898	57,456.00
	PREPAID AFFILIATION FEE		
	PREPAID INTERNET EXPENSES	348,990	320,307.00
	PREPAID OTHERS	1,373,223	1,150,102.00
	PREPAID INSURANCE	1,397,571	1,252,701.00
	Total	3,124,682	2,780,566
	Capital Works in Progress		
	DAY CANTEEN		4,136,969
	STUDENTS PROJECTS		75,267
	RENOVATION OF BLOCK-VI		57,000
	Simulation Lab Network - EEE	126,890	
	Total	126,890	4,269,236



GROUPINGS FORMING PART OF INCOME & EXPENDITURE

(Amount in Rupees)

	Particulars	GMRIT	
		March 31, 2014	March 31, 2013
Note 15	FEE COLLECTIONS:		
	Tuition Fee	231,999,413	205,672,864
	Hostel Fee		
	Total	231,999,413	205,672,864
Note 16	OTHER INCOME:		
	Horticulture Income	1,200	
	Penalties	737,953	780,123
	Books Rent	440,853	260,000
	Gym Fee	79,800	63,300
	Lease Rent		
	Miscellaneous Income	4,101,404	3,122,358
	Extra Seats		
	Bus Fee	5,229,004	4,813,037
	Revenue Grant		
	Rents		
	Sale of Application	546,000	120,000
	Total	11,136,214	9,158,818
Note 16	Interest on Deposits with Banks		
	Interest on Deposits with Banks/Others	2,426,572	3,646,260
	Total	2,426,572	3,646,260
Note 16	Net Surplus on disposal of assets		
	Profit on sale of assets	14,183	(138,181)
	Total	14,183	(138,181)
	Grand Total - Note 16	13,576,968	12,666,897
Note 17	SALARIES, Wages, Bonus etc.,		
	Salaries	162,811,130	144,115,828
	Exgrtia		
	Medical Reimbursement	176,707	310,121
	Leave Encashment		
	Leave Travel Allowance	338,689	280,583
	Total	163,326,526	144,706,532
Note 17	Contributions to provident and other funds		
	Employers Contribution to PF	3,205,871	3,847,985
	ESI	452,058	833,163
	Gratuity	3,111,052	330,963
	EDLI	118,817	136,841
	Personal Accident Premium		
	Group Mediclaim & Term Insurance	2,411,613	2,956,782
	Total	9,299,410	8,105,734
	Staff Welfare Expenses		
	Staff Welfare	1,614,946	2,262,003
	Relocation Expenses		
	Total	1,614,946	2,262,003
	Grand Total - Note 17	174,240,882	155,074,269
Note 18	INTEREST ON TERM LOANS		
	Interest on unsecured loan		
	Interest on Term Loans	8,438,804	5,730,740
	Interest on Working Capital	870,427	
	Bank Charges		
	Grand Total - Note 18	9,309,231	5,730,740
Note 19	STUDENTS WELFARE EXPENSES		
	Students Welfare Expenses	378,776	122,810
	Merit Scholarship		6,618,000
	Games & Sports	461,262	371,940
	Guest Lecture Charges	273,137	321,860
	Conference & Workshops	293,663	106,323
	Industrial Tour Expenses	35,987	28,704
	College Day Expenses	24,654	471,483
	Parents Meeting Expenses	308,509	412,225
	NCC Expenditure		
	Placement Expenses		
	Journals & Periodicals	1,724,416	1,482,535
	Total	3,500,404	9,935,880
Note 19	PAYMENTS TO UNIVERSITY		
	Affiliation Fee	250,000	2,879,255
	Students Affiliation Fee		
	University Development Fee		
	Total	250,000	2,879,255
Note 19	COMMUNICATION EXPENSES		
	Postage & Telegrams	34,660	96,460
	Internet Expenses	3,224,337	2,093,974
	Telephone Charges	305,538	212,958
	Total	3,564,534	2,403,392
Note 19	TRAVELLING & CONVEYANCE		
	Conveyance Charges	6,485	7,340
	Travelling Expenses	1,067,809	973,877
	Total	1,074,295	981,217
	OTHER ADMINISTRATIVE EXPENSES		
	EXAMINATION EXPENSES	19,368	186,028
	OFFICE EXPENSES	15,795	34,298
	POOJA EXPENSES	20,940	20,976
	BUS HIRE CHARGES	2,546,597	2,239,703
	BOARD MEETING EXPENSES	1,051	23,310



	Particulars	GMRIT	
		March 31,2014	March 31,2013
Note 19	MANAGERIAL REMUNERATION (SITTING FEE)	11,798	5,000
	TEACHING & NON-TEACHING TRAINING EXPENSES	496,818	300,919
	MEETINGS & SEMINARS	505,355	946,140
	WRITTEN BACK CREDIT BALANCE (BADDEBTS)	40,000	
	AFFILIATION COMMITTEE EXPENSES		
	TRANSIT HOUSE MAINTENANCE	175,276	87,571
	LEASE RENT	245,994	329,732
	TRANSPORT CHARGES	241,261	206,140
	GIFTS & COMPLIMENTS		
	ISO 9001 EXPENSES	32,750	86,341
	BOOKS & PERIODICALS		
	MISC. EXPENSES	124,504	144,988
	G C Meeting Expenses	738,863	852,815
	GMR FOUNDATION DAY EXPENSES		
	Recruitment Expenses	472,092	295,319
	Processing charges on Working Capital		
	Bank Charges	32,306	27,663
	RENT		
	LOSS ON SALE OF ASSET	485,020	
	SMLDAY PUBLIC SCHOOL RUNNING EXPENSES		
	Total	6,315,788	5,786,943
Note 19	Insurance Charges		
	Insurance Charges	243,305	251,748
	Total	243,305	251,748
Note 19	PROFESSIONAL FEE & EXPENSES		
	STATUTORY AUDITOR FEE		
	TECHNICAL CONSULTANCY FEE & EXPENSES	1,578,345	124,494
	MEMBERSHIP FEE		
	CONSULTANCY FEE & EXP	-	7,000
	INTERNAL AUDIT FEE & EXP	7,688	2,049
	TAX AUDIT FEE & EXPENSES		
	AUDIT FEE FOR CERTIFICATION	19,258	58,688
	PAY ROLL AUDIT FEE	58,000	48,000
	AUDIT EXPENSES	1,619	1,566
	Total	1,664,910	241,797
Note 19	REPAIRS AND MAINTENANCE		
	GENERATOR	3,780,393	4,091,567
	BUILDINGS	4,378,847	5,064,820
	LAB EQUIP./COMPUTER EQUIPMENT	1,918,178	2,159,307
	HOUSE KEEPING	3,452,762	3,001,862
	ELECTRICAL EQUIP.	1,540,805	1,639,556
	OFFICE EQUIP	55,733	72,428
	VEHICLES Own	2,330,643	1,898,398
	VEHICLES Others	2,222,462	1,733,774
	FURNITURE & FIXTURES	223,834	255,922
	REPAIRS & MAINTENANCE - AMC	1,043,073	886,288
	REPAIRS & MAINTENANCE - Others	-	76,488
	HORTICULTURE, LANDSCAPING & GARDENING	1,725,010	1,172,659
	Total	22,671,740	22,053,069
Note 19	RATES & TAXES		
	RATES & TAXES	439,248	369,112
	PROFESSIONAL TAX	1,750	1,102
	LICENCE & FEES	708,191	31,252
	Total	1,149,189	401,466
Note 19	Advertisement charges		
	Advertisement charges	458,222	497,374
	Total	458,222	497,374
Note 19	Printing & Stationery		
	Printing & Stationery	1,928,029	1,420,419
	Total	1,928,029	1,420,419
Note 19	Security Charges		
	Security Charges	3,927,725	3,318,280
	Total	3,927,725	3,318,280
Note 19	Training & Placement Expenses		
	Training & Placement Expenses	2,382,545	2,474,686
	Total	2,382,545	2,474,686
Note 19	Electrical Charges		
	Electrical Charges	6,526,344	4,456,500
	Total	6,526,344	4,456,500
Note 19	OTHER DONATIONS&COMMUNITY DEVELOPMENT PROGRAMME		
	DONATIONS & CHARITIES - OTHERS	92,700	
	Total	92,700	-
	Grand Total	92,700	-
Note 19	Loss on Sale of Quoted Shares		
	Loss on Sale of Quoted Shares		
	Total	-	-

